


The throw mentioned above is completed. To counter the leg hook, trap your opponent in the hollow of the knee with your knee (this technique is not illustrated).


Plate 221

XI. MESSER.<sup>43</sup> PLATES 223-30




Here they fight with messers. God help them! The swordsman on the left cuts from above. The swordsman on the right is going to set aside his opponent's stroke by cutting strongly upward into it from below.

Plate 223




The swordsman on the left completes his cut. The swordsman on the right sets aside the cut and steps in to grapple his opponent.

Plate 224




The swordsman on the right envelops and locks his opponent's sword arm and cuts him across the head, completing the attack and counter-attack.

Plate 225



The swordsman on the left cuts from above. The swordsman on the right sets the cut aside with a turned-around hand and will step forward and wrench his blade around to the other side.<sup>44</sup>

Plate 226



The swordsman on the right has stepped forward and wrenched his blade around his opponent's blade and pushes his adversary away by the elbow.

Plate 227

The swordsman on the left charges in with a cut of wrath aimed at his opponent's head.<sup>45</sup> The swordsman on the right sets the blow aside by cutting into it strongly from below, and in doing so, hews off his adversary's hand.




Plate 228

The swordsman on the right steps in and strikes his opponent to death.






Plate 229



The swordsman on the right cuts from above. The swordsman on the left sets aside the cut and grapples his opponent's sword arm, thrusting him in the guts with his messer.

Plate 230

XII. SWORD AND BUCKLER:<sup>46</sup> PLATES 231-39



The swordsmen are in two open stances with the sword and buckler.

Plate 231

The swordsman on the right cuts from above. The swordsman on the left sets aside the cut with the sword and buckler together. His next move should be to grapple his opponent.




Plate 232

The swordsman on the left cuts from above, so the swordsman on the right sets the cut aside and grapples and locks his sword arm with his buckler arm and cuts his opponent across the head.






Plate 233



The swordsman on the left sets aside his opponent's cut from above, shoves him away, and is going to wrench his blade around for a counter-attack.

Plate 234



The swordsman on the left shoves his opponent away with his buckler on his elbow and finishes the counter-attack by thrusting across himself into his adversary's back.

Plate 235

The swordsman on the left makes another cut from above. The swordsman on the right sets aside the cut with both sword and buckler, and rushes into his opponent.




Plate 236

The swordsman on the right has rushed in and grappled and locked his opponent's sword arm, and thrust into him.


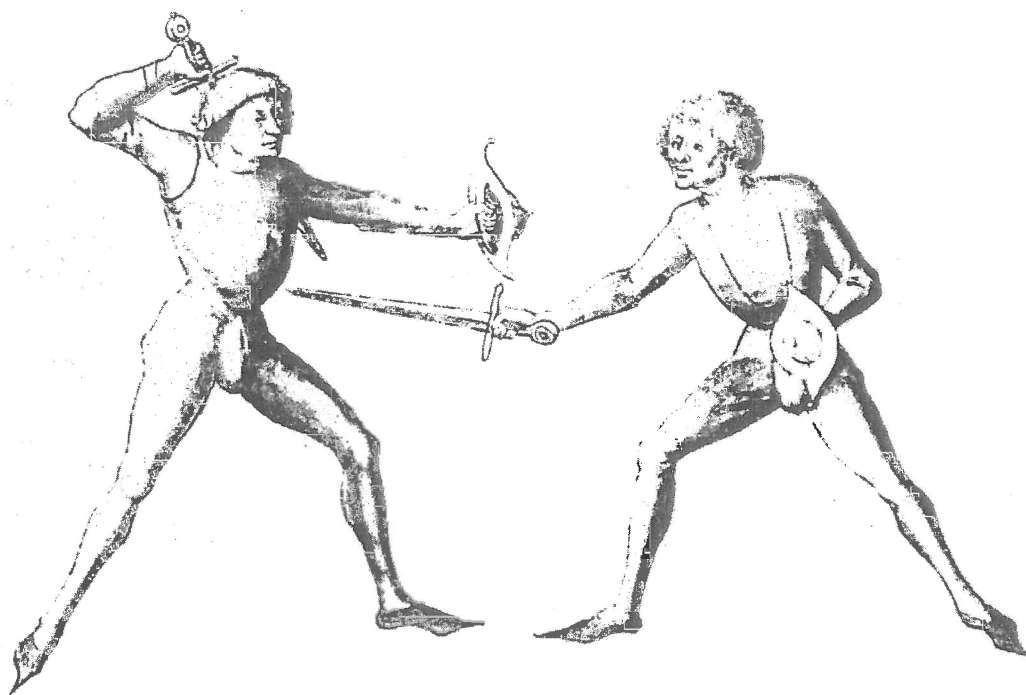


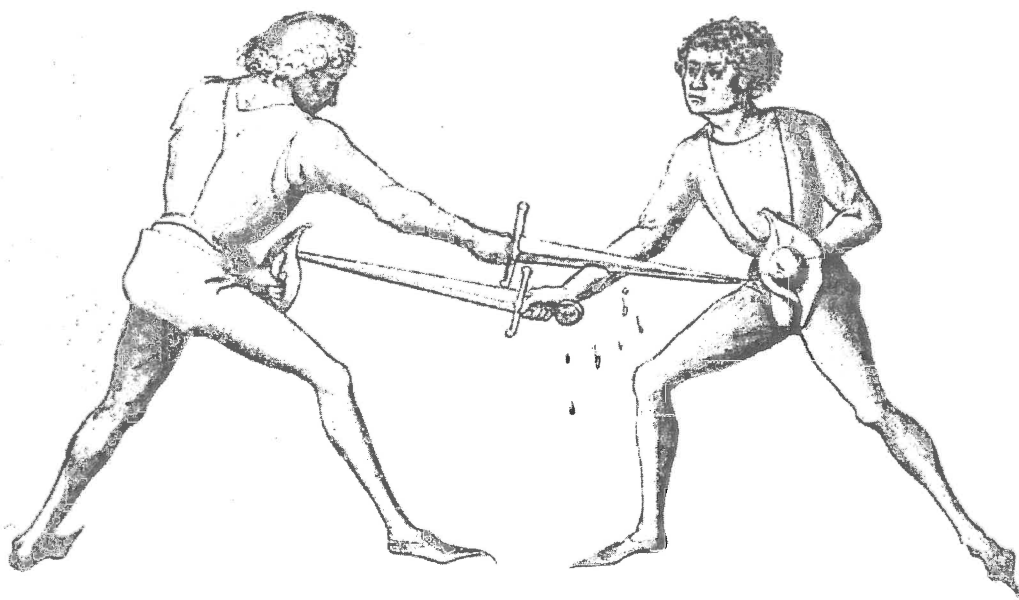
Plate 237





The swordsman on the right thrusts at his opponent. The swordsman on the left stands ready to receive a thrust.<sup>47</sup>


Plate 238



As the swordsman on the right thrusts, the swordsman on the left cuts him in the forearm. The cut from above is also good against the thrust.


Plate 239

XIII. ONE AGAINST TWO: PLATES 240-1



The swordsman in the centre is in the proper stance to fight two opponents at the same time. Both attackers cut from above. The combatant on the left cuts first and the swordsman in the centre sets aside his blow with a turned-around hand and will pivot to cut the attacker behind him. The swordsman in the centre keeps his dagger and buckler in his left hand to protect his back.

Plate 240



The swordsman in the centre pivots and cuts his adversary on the right across the head. He must pivot again and hew down the remaining attacker.

Plate 241